

BERWICK-UPON-TWEED CO CONST

Coastal Slope

13.0m


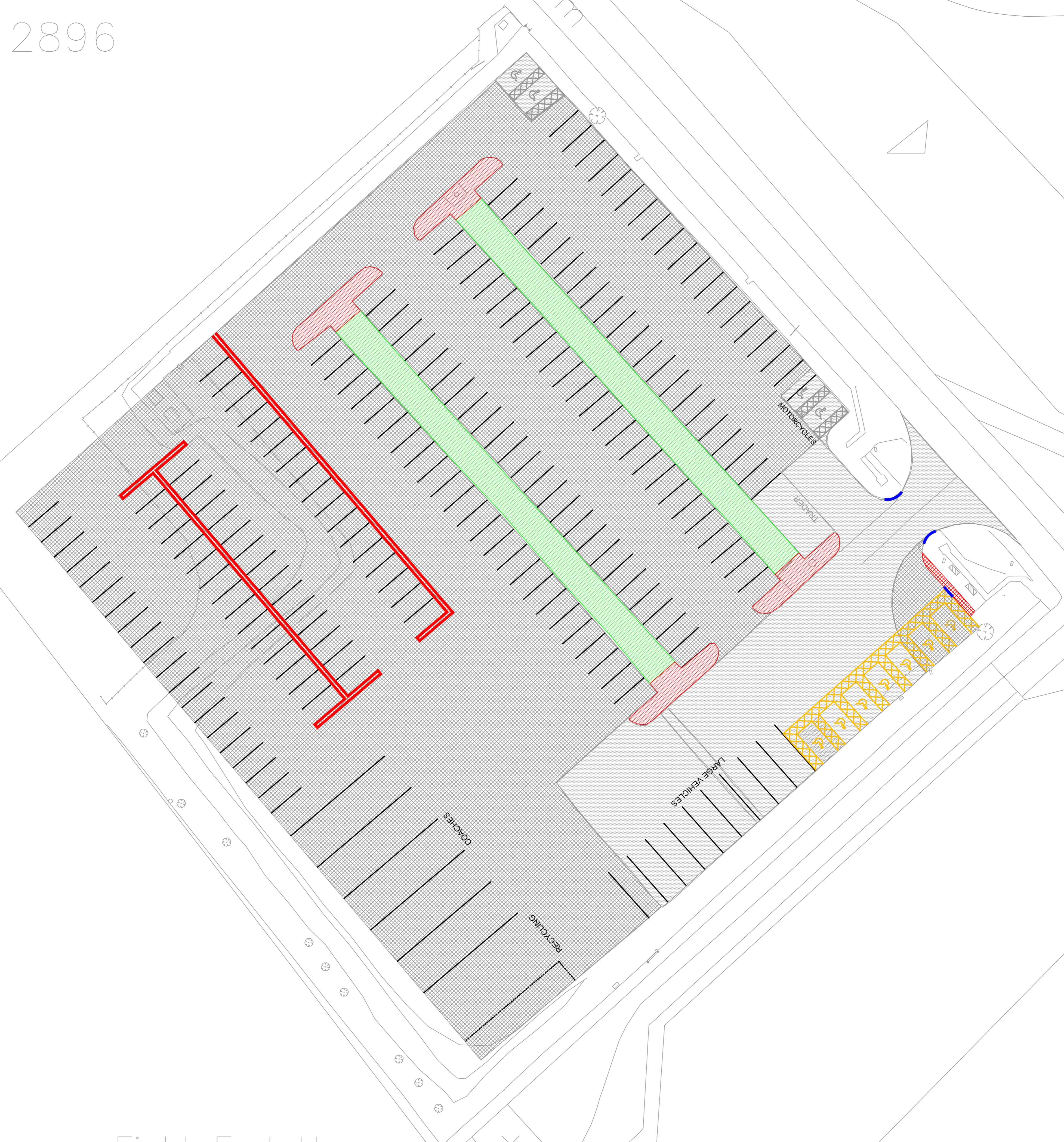
19m

2896

- ### Proposed Car Park Features
- Gravel filled Bodpave surfacing to all areas. Existing tarmac area to remain - see key.
 - Existing grassed area at west of car park converted to additional bodpave car parking area.
 - Parking bays to be marked with allocated bays for cars, motorcycles, large vehicles (motorhomes etc) & coaches.
 - Additional disabled bays provided at site of existing recycling bins.
 - Disabled parking 5% of total car parking provision.
 - Recycling bins relocated to back corner adjacent to coach parking.
 - 190 car parking bays provided of which 9 are disabled.
 - 9 parking bays provided for large vehicles (motorhomes etc).
 - 5 coach parking bays provided.
 - Motorcycle parking provided on asphalt surface
 - Existing trader (ice cream van) location retained.
 - Existing shrubs to be removed and area grassed over.

Key

- Proposed bodpave surfacing
- Existing asphalt surfacing to remain
- Existing footpath/paved area to remain
- Proposed footpath
- Existing shrubs to be removed and area grassed over
- Existing benches to remain
- Proposed dropped kerbs
- Proposed half batter kerbs




Gravel Filled Bodpave System

BODPAVE 40
with Grass or Gravel

Armstrong House

Bodpave 'clip-in' Bay Markers



2584

Field End House

Stable Cottage

Jara